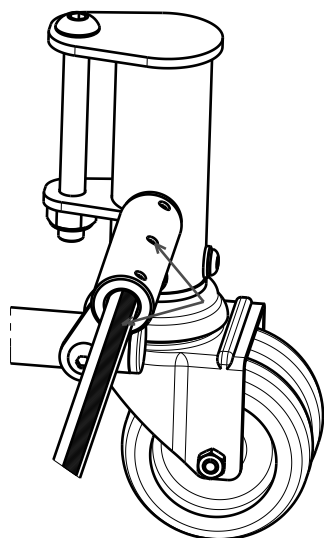


EP00357 / H

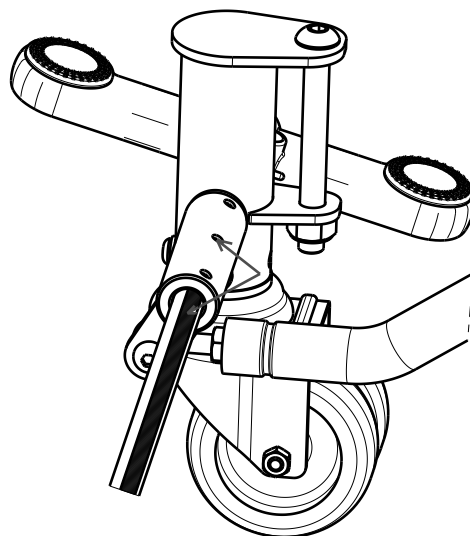
CENTRAL BRAKE FOR BOTH SIDES / ILLICO				Plan No.
				EP00357 / H
Scale: 1:8	Drafted	Verified	Confirmed	1/2
Date	06/11/2018	02/07/2024	02/07/2024	
Initials	DR	AZ	AZ	



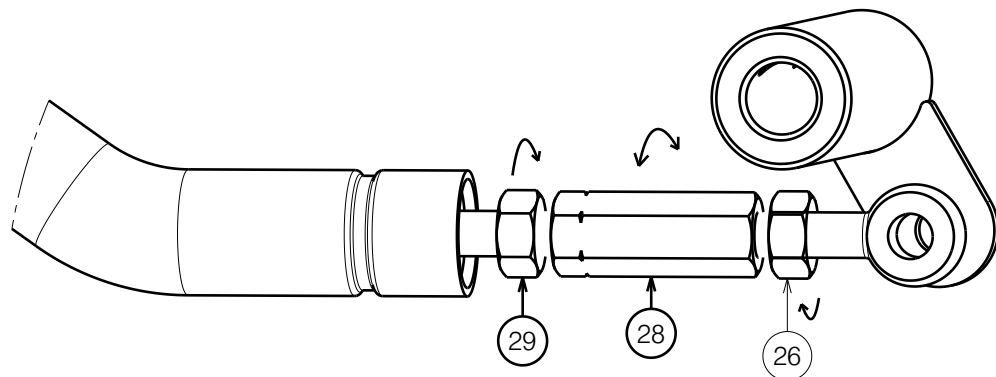
Way of assembly 27339 on headside rod:
Tighten the bolts on marked surface



Way of assembly 27339 on footside rod:
Tighten the bolts on marked surface



To set the proper length of connector, turn the nut 28 to cancel the play on the connector. Then counter nuts 26 and 29 to lock the position.



Material			
No.	Plan	Article	Quantity
1	XP02300	2996460	2
2	YP06673	2733700	1
3	YP06674	2733800	1
4	YP06937	27334	2
5	YP06938	27335	1
6	YP06939	27336	1
7	YP06940	27339	2
8	YP09370	26459	1
9	Nut M8 DIN985	1001682	2
10	Nut M10 DIN 985	1001683	4
11	Washer M8 DIN125	1003199	1
12	Wheel D75	1905247	4
13	M6x10	1900641	12
14	Plug Red	1911604	2
15	Plug Green	1912499	2
16	X005824	1914581 (L)	1
17	X005825	1914582 (R)	1
18	M8x40	1008739	1
19	Washer D13 Plastic	1993362	2
20	M6x6 DIN916	1998138	6
21	M10x90	1998812	4
22	XP02423	2996532	1
23	M8x30	1992717	1
24	X003189	1996167	1
25	M8x40 DIN444LB	2998470	1
26	Nut M8 DIN934	1001671	1
27	Washer M6 DIN125	1001564	12
28	Nut M8 DIN1479	2998470	1
29	Nut M8 Left DIN934	2998471	1

CENTRAL BRAKE FOR BOTH SIDES / ILLICO

Plan No.

2/2 EP00357 / H

Scale: 1:8

Drafted

Verified

Confirmed

Date

06/11/2018

02/07/2024

02/07/2024

Initials

DR

AZ

AZ



EP00357 / H